



Sizes available

- 8' by 8', 10', 12', 14', 16', 20', or 24'
- 10' by 8', 10', 12', 14', 16', 20', or 24'
- 12' by 8', 10', 12', 14', 16', 20', or 24'

Standard Specifications

SKIDS	Treated 2x6
FLOOR JOISTS	2x4 on 16" centers for 8' width, 2x6 for 10'-12' widths
FLOORING	5/8" tongue and groove Sturdi Floor
WALL STUDS	2x4 on 24" centers
BOTTOM PLATE	2x4
TOP PLATE	2x4
WALL HEIGHT	75"
TRUSSES	2x4 on 48" centers
ROOF	29 gauge painted steel
DOOR	48"x72" blank mobile home-type with key-in-knob lockset, safety chain
WINDOW	See Options
SIDING	29 gauge painted steel - horizontal (clear view panels at top rear end)
LIGHT	See Options

Windows In End Wall Only

- * 30" by 27"
- * 30" by 40"
- * 36" by 54"
- * 36" by 36" Horizontal
- * 46" by 27" Horizontal
- * 14" by 27" Obscure
- * 30" by 27" Divided Light
- * 30" by 40" Divided Light
- * 64" by 40" Concession
- * 74" by 40" Concession

Doors In End Wall Only

- * 36" by 72"
- * 48" by 72"
- * 60" by 72"
- * 72" by 72"
- * Cottage 9 Light Insert

Electrical

- * Light with 110V Receptacle and Switch
- * 15 Amp 110V Receptable
- * 220V Wire/Box

Miscellaneous















- * Work Bench (any size, cost per foot)
- * Peg Board (any size, cost per foot)
- * 12" by 12" Gable Vent
- * 12" by 18" Gable Vent

XT-40S Ceranamel™


XT-40S Ceranamel™ exterior Silicone Modified Polyester (SMP) is a custom hybrid topcoat. When combined with DC477 Global Primer, this coating system offers the highest expectations for long term field performance while retaining the best results for color and gloss retention.

XT-40S Ceranamel™ is available in ceramic and "Cool Roof" pigments and is Energy Star and Cool Roof Rating Council compliant. A wide variety of colors are available as well as gloss, low sheen applications. The XT-40S Ceranamel™ system provides the best hardness to flexibility ratio when compared to other competitive systems in the marketplace. The system provides for the ultimate protection against scratching, marring and transit abrasion.

40 - YEAR WARRANTY

Polar White	
Saddle Tan	
Hawaiian Blue	
Ash Gray	
Crimson Red	
Ivy Green	
Desert Sand	
Burnish Slate	
Cocoa Brown	
Charcoal	
Rustic Red	
Lightstone	
Evergreen	
Galvalume	

Check availability on the following colors:

Black	
Copper Penny	
Ivory	
Silver Metallic	
Burgundy	

Colors represented here may be inaccurate due to varying monitor and printer settings. Final color selection can be made from sample chips. All colors are available in 26 and 29 gauge.
Ranch House Concepts • www.ranchhouseconcepts.com